

# Introducing Moodle Resource Rooms

## Social Studies Resources for All Teachers



The screenshot shows a Moodle course page for 'Civics and Economics - 8th'. The page is displayed in a Windows Internet Explorer browser window. The course title is 'TAH Resource Room - "Civics and Economics - 8th" - Lisanti'. The page features a central image of a hand holding a ballot, with a large stack of money and a group of people in a classroom setting. Below the image, the title 'Civics and Economics' is displayed. The main content area contains a welcome message and a list of resources. The left sidebar includes 'Upcoming Events', 'Calendar', and 'Events Key'. The right sidebar includes 'Latest News', 'People', 'Activities', and 'Administration'. The bottom of the page shows the Windows taskbar with various open applications.

These resources are made possible by the Teaching American History Grant but are **OPEN and ACCESSIBLE to anyone in the county who supports social studies instruction**. We are just beginning to craft these websites and development will be ongoing for the next two years. (So, check back frequently for new additions and updates.) They will house helpful web resources, sample activities, historical sources, all kinds of stuff, as well as all the materials provided in TAH instructional discussions.


While each room is facilitated and administered by one of our participants, **we NEED YOUR HELP** and expertise with collecting resources and lesson ideas as well. We've often heard from folks who would like ways to connect with colleagues across the county, and we hope this will be the space that can make that possible. As you contribute resources, we will add them to our collections and watch them grow. :-)

Instructions for getting access are **easy** and located on the back of this page.

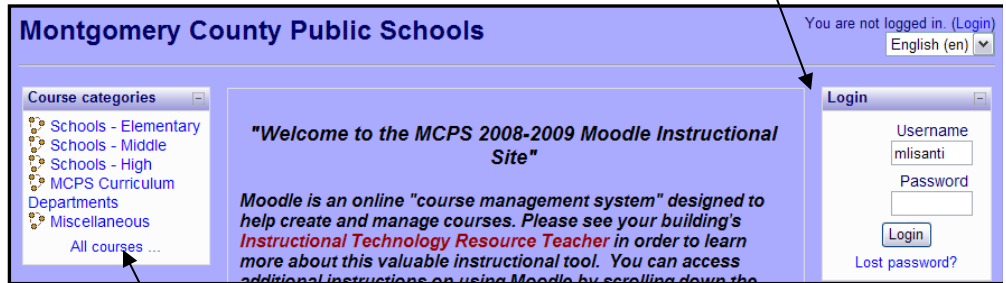
We are in an early (and rough) stage of development, so check back often and please forgive our construction mess. :-)

# Instructions for enrolling!

Enrolling is easy...If you don't already have a Moodle login, contact your TRT. Then head to the **"Moodle for Instruction"** link on the mcps webpage. (It's located in the QuickLinks menu on the left side of the website.)



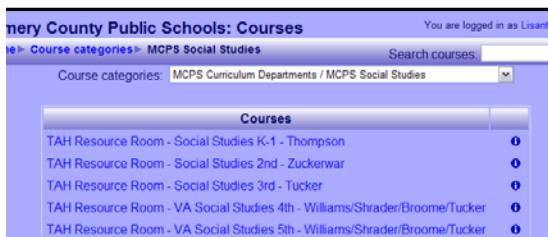
1. Login on the initial Moodle screen.



2. Look for the link to "All Courses"...it's usually somewhere on the left side (at the bottom of your list if you are already enrolled in other courses).

3. Scroll down to MCPS Curriculum Departments (at the bottom of the list) and click on the "MCPS Social Studies" link.

4. You will see a list of courses that start with TAH Resource Room. Choose the link for the course in which you are interested. Choose to enroll (in as many as you like) by clicking on the link and then choosing yes.



That's it! You're in. From now on, when you login to **Moodle for Instruction**, your resource rooms will appear as links in the upper left corner of your screen.



We need your help! To grow our collection and make it a rich resource for everyone, we need help gathering materials and ideas. If you have one, please contact the facilitator that's listed on the front page of the course.