



MONTGOMERY COUNTY PUBLIC SCHOOLS



Accreditation Status

(Based on 2003-2004 SY Scores, Unadjusted/Adjusted, Unofficial/Locally Tabulated)

School	English	Math	History		Science		Accreditation Status
			Gr 3	Gr 5	Gr 3	Gr 5	
Benchmarks	75.00	70.00	50.00	70.00	50.00	70.00	
Auburn Elem Spring 2004 Composite Score	78.91	85.99	83.67	83.02	84.85	87.62	Fully Accredited
Gr 3	79.80	100.00					
Gr 5	78.91	71.96					
Three-Year Rolling Average	83.77	81.61	83.70	79.03	84.31	84.66	
Belview Elem Spring 2004 Composite Score	50.43	70.83	43.59	66.67	66.67	64.51	Accredited with Warning
Gr 3	47.62	76.19					
Gr 5	50.43	62.07					
Three-Year Rolling Average	58.61	64.73	46.73	67.44	59.46	68.54	
Christiansburg Elem Spring 2004 Composite Score	72.66	81.65	69.12	58.73	83.82	77.95	Accredited with Warning
Gr 3	76.60	98.58					
Gr 5	72.67	62.10					
Three-Year Rolling Average	73.98	71.11	66.83	48.58	78.48	76.74	
Elliston/Lafayette Elem Spring 2004 Composite Score	72.46	83.53	84.85	78.85	84.85	82.35	Fully Accredited
Gr 3	70.59	94.12					
Gr 5	72.46	76.47					
Three-Year Rolling Average	75.70	82.10	73.79	74.19	79.61	83.74	
Falling Branch Elem Spring 2004 Composite Score	82.18	77.47	82.95	52.27	85.23	78.41	Accredited with Warning
Gr 3	81.05	94.68					
Gr 5	82.18	59.09					
Three-Year Rolling Average	81.60	72.73	81.38	52.34	85.02	77.64	



 Score used for accreditation purposes.
 Red text denotes scores that do not meet the benchmark.

School	English	Math	History		Science		Accreditation Status
			Gr 3	Gr 5	Gr 3	Gr 5	
Benchmarks	75.00	70.00	50.00	70.00	50.00	70.00	
Gilbert Linkous Spring 2004 Composite Score	86.49	88.46	82.14	86.96	89.29	88.64	Fully Accredited
Gr 3	87.50	91.23					
Gr 5	86.49	85.11					
Three-Year Rolling Average	86.07	88.97	84.96	85.81	89.47	86.28	
Harding Avenue Elem Spring 2004 Composite Score	92.55	90.63	94.29	84.38	94.44	85.71	Fully Accredited
Gr 3	94.44	100.00					
Gr 5	92.55	78.57					
Three-Year Rolling Average	89.97	87.68	89.52	84.40	92.45	86.67	
Kipps Elem Spring 2004 Composite Score	73.93	82.43	85.71	58.21	80.77	83.58	Accredited with Warning
Gr 3	71.79	95.00					
Gr 5	74.52	67.65					
Three-Year Rolling Average	74.47	75.91	76.02	57.35	78.89	84.51	
Margaret Beeks Elem Spring 2004 Composite Score	84.75	82.50	81.03	81.82	91.23	70.18	Fully Accredited
Gr 3	77.97	83.33					
Gr 5	84.75	81.36					
Three-Year Rolling Average	85.61	81.97	75.74	73.49	82.84	77.98	
Prices Fork Elem Spring 2004 Composite Score	82.83	80.60	71.43	59.38	80.00	84.38	Accredited with Warning
Gr 3	62.86	85.71					
Gr 5	82.83	75.00					
Three-Year Rolling Average	84.30	74.75	65.96	59.63	79.57	83.49	
Shawsville Elem Spring 2004 Composite Score	72.73	65.43	43.24	62.79	68.42	72.09	Accredited with Warning
Gr 3	66.67	86.84					
Gr 5	72.73	45.45					
Three-Year Rolling Average	76.61	67.34	51.28	64.23	65.25	64.57	

 Score used for accreditation purposes.
 Red text denotes scores that do not meet the benchmark.

School	English	Math	History & Social Science	Science	Accreditation Status
Benchmarks	70.00	70.00	70.00	70.00	
Auburn Middle Spring 2004 Composite Score	69.14	74.80	49.17*	88.89	Accredited with Warning
Three-Year Rolling Average	55.46	55.86	51.59*	77.17	
Blacksburg Middle Spring 2004 Composite Score	77.24	87.38	69.15*	86.10	Fully Accredited
Three-Year Rolling Average	72.32	81.34	71.76*	84.98	
Christiansburg Middle Spring 2004 Composite Score	71.27	82.01	66.62	82.58	Fully Accredited
Three-Year Rolling Average	63.84	74.09	69.93	77.05	
Shawsville Middle Spring 2004 Composite Score	45.78	65.74	48.33	83.12	Accredited with Warning
Three-Year Rolling Average	60.81	64.06	56.52	78.05	
Benchmarks	70.00	70.00	70.00	70.00	
Auburn High Spring 2004 Composite Score	80.51	78.61	71.31	80.65	Fully Accredited
Three-Year Rolling Average	75.50	63.70	72.97	78.03	
Blacksburg High Spring 2004 Composite Score	90.94	79.03	86.18	85.42	Fully Accredited
Three-Year Rolling Average	89.12	73.95	83.57	84.48	
Christiansburg High Spring 2004 Composite Score	88.06	79.86	82.55	83.77	Fully Accredited
Three-Year Rolling Average	84.33	68.29	78.13	78.30	
Eastern Montgomery Spring 2004 Composite Score	96.27	76.35	73.93	80.00	Fully Accredited
Three-Year Rolling Average	79.82	69.11	61.82	73.26	

*For the 2004-2005 (based on SY 2003-2004, the break-apart history scores will not count towards accreditation for a school, **unless** it helps the school (voted on at the July Board of Education meeting).

 Score used for accreditation purposes.
 Red text denotes scores that do not meet the benchmark.